



*Feels Good ... Naturally*

Modern Evaporative Air Conditioning  
[www.coolbreeze.com.au](http://www.coolbreeze.com.au)



The many unique features built into CoolBreeze mean no other brand comes close to its cooling performance and energy efficiency. CoolBreeze is affordable, low maintenance and the best choice when it comes to clean, fresh, healthy air conditioning for your home.



## THE COOLBREEZE ADVANTAGE



### WHY CHOOSE COOLBREEZE?

#### **SUPERIOR PERFORMANCE**

More air and more filter media means greater cooling performance. Combined with low energy use for reduced running costs, nothing compares to CoolBreeze evaporative air conditioning.

#### **FRESH CLEAN AIR**

The ingenious CoolBreeze WaterWise™ Complete Water Management System and Auto Clean Cycle guarantees 100% fresh, clean, filtered air throughout your home all day, every day.

#### **MINIMAL MAINTENANCE COSTS**

The CoolBreeze Auto Clean Cycle and the optional 4-Seasons Automatic Weather Seal eliminate the need for twice yearly seasonal maintenance. CoolBreeze parts are readily available and affordable and servicing of your CoolBreeze unit by a qualified evaporative air technician is simple and straightforward.

#### **UNIQUE EXHAUST MODE**

The CoolBreeze unique exhaust function means cooking odours, smoke and stale or hot air can be removed from anywhere in your home within minutes at the push of a button. This is a great feature for pet owners.

# COOLBREEZE FEELS GOOD ... NATURALLY

## How Evaporative Air Conditioning works

CoolBreeze evaporative air conditioning cools your home using the same natural cooling principle you experience in a forest or by the sea.

Fresh outside air is drawn through water saturated filter panels cooling the air through evaporation, just as a sea breeze provides cool relief on a hot day. This method also has the added benefit of filtering out airborne dust and pollen, ensuring not only cool and fresh, but filtered air throughout the home.

Evaporative air conditioning provides a continuous flow of cool air through your home. Stale air is forced out meaning air is never recirculated. It is always fresh ... naturally!





# FOUR GOOD REASONS TO CHOOSE COOLBREEZE EVAPORATIVE AIR CONDITIONING



## SAVE MONEY – LOTS OF MONEY

Purchase and installation cost is usually around half that of a comparable reverse cycle air conditioning system. Plus you can save around 80% on running costs compared to a reverse cycle system.



## LIFESTYLE

Nothing defines an Australian summer more than the backyard barbecue and our indoor/outdoor lifestyle. CoolBreeze evaporative air conditioning is the ideal companion as it allows free flowing air through open doors making it great for entertaining and cooling your alfresco area.



## IT'S THE HEALTHY CHOICE

100% cool, fresh, filtered air throughout your home means the whole family can breathe healthy and sleep easy. Constantly replenishing the air in the home with fresh, naturally cooled air doesn't dry out the skin and eyes and can make life more enjoyable for hay fever and asthma sufferers.



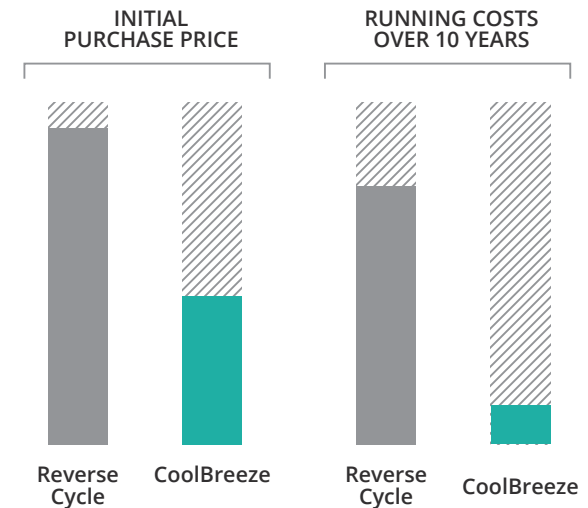
## ENVIRONMENT

No ozone damaging refrigerant gas or power hungry compressor motor means significantly less energy consumed, a much lower environmental impact and smaller carbon footprint. CoolBreeze is the natural way to cool your home.



## FEELS GOOD ... SAVING MONEY

	AVERAGE PURCHASE & INSTALLATION COST IN A TYPICAL AUSTRALIAN CAPITAL CITY HOME	SUMMER RUNNING COST (ELECTRICITY)
PREMIUM 10kW reverse cycle air conditioning system ducted to 8 outlets	\$9,000	\$1,244
10.2kW COOLBREEZE evaporative air conditioning system ducted to 8 outlets	\$4,500	\$218



\*Comparison based on premium brand 10kw reverse cycle unit and CoolBreeze D125. Summer running costs based on information provided by [www.sustainability.vic.gov.au](http://www.sustainability.vic.gov.au) website and calculated over 120 days at 12 hours per day with units running at 60% duty cycle.



## **COSTS – THE FACTS SPEAK FOR THEMSELVES**

**1**

Evaporative air conditioning is much cheaper to purchase, install and operate than an equivalent reverse cycle system.

---

**2**

CoolBreeze evaporative air conditioning doesn't need to do as much 'work' as a reverse cycle system which compresses refrigerant gas through a complicated, energy hungry, multi-stage process. This is why CoolBreeze saves money at initial purchase and on running costs.

---

**3**

When considering the total cost of ownership over an extended period, the savings with CoolBreeze are substantial. Imagine what you could do with the \$14,000 a CoolBreeze could save you over ten years?\*

**COOL BREEZE**  
air conditioning





# COOLBREEZE ... COMPLIMENTS YOUR LIFESTYLE



---

## 100% fresh air

As CoolBreeze is a 100% fresh air, natural cooling system, it works best with some doors or windows open. Don't worry about doors being left open and kids or pets running in and out! CoolBreeze compliments the indoor outdoor Aussie lifestyle. The optional Ceiling Relief Vent allows you to use your CoolBreeze for times when doors and windows need to be closed.

---

## Cools your entire home

With the low running costs of CoolBreeze you can cool your whole home without the need to decide which 'zone' to cool – everyone deserves to be cool. The kids can sleep easy at one end of the house while you are entertaining at the other. All Cool!

**COOL BREEZE**  
air conditioning



# FEELS GOOD ... **PROVIDING A HEALTHY HOME FOR YOUR FAMILY**



## **Breathe Fresh**

The unique CoolBreeze WaterWise™ auto clean cycle ensures 100% cool, fresh, filtered air throughout your home everyday. That means the whole family can breathe healthy and sleep easy.

---

## **Ideal for allergy sufferers**

Fresh, naturally cooled air is much healthier for the whole family. The Asthma Foundation recommends air conditioning that supplies fresh filtered air, not recirculated air. Poor indoor air quality is a leading cause of Sick Building Syndrome\*. Constantly replenishing the air in the home with fresh, filtered air alleviates these health concerns.  
(\*US Environmental Protection Agency)

---

## **Keep pets and indoor plants happy & healthy**

Seeing your indoor plants thrive is a clear demonstration of the benefits of using nature's own cooling method in your home. Your pets will thrive too! Without the need to close up your home, your pets can come and go as they like without 'letting all the cool air out'. The exhaust mode is also handy to eradicate pet odours. With low running costs you can keep your pets cool during the day while you're at work – man's best friend deserves that.





## FEELS GOOD ... **CARING FOR OUR ENVIRONMENT**

**1**

Clever design and smart manufacturing processes mean less material and energy is used in the production of each CoolBreeze unit resulting in a small carbon footprint.

**2**

CoolBreeze natural air conditioning has no nasty refrigerant gases or energy guzzling compressor which means it consumes around 80% less electricity and contributes less to greenhouse gas emissions.

**3**

CoolBreeze is committed to a program of Reduce, Re-use and Recycle throughout the manufacturing and distribution process to minimize our environmental impact.



## REDUCE YOUR CARBON FOOTPRINT

CoolBreeze



Reverse Cycle



# THE HIGH PERFORMER PACKED WITH SMART FEATURES

CoolBreeze units are built using superior, industry leading technology to give you a better performing and longer lasting product.

## ADVANCED COOLING TECHNOLOGY

- Industry leading filter media volume – more volume equals more cooling
- PowerFlo Fan – ‘golf ball’ dimples for extra airflow and quieter operation
- High flow SuperPump – industry leading water delivery rate for quicker and more effective filter media saturation
- Pressurised Water Distribution for total filter media saturation and blockage free operation

## DURABILITY BUILT IN

- German engineered Luran S - UV protection for long life under the harsh Australian sun
- Long life ‘power on demand’ Water Inlet Solenoid
- Every Teco-Westinghouse direct drive motor has a matched and individually balanced fan to ensure vibration free running and longer life
- MagnaSensor water level management never needs adjustment

## WATERWISE™ WATER MANAGEMENT SYSTEM

The WaterWise™ Water Management System integrates three major components, the water inlet valve, pump, water level sensor and drain valve to maintain optimum water quality.

Regular flush and drain cycles ensure all the water in the air conditioner reservoir is drained. There is never water left lying in the unit between use. You can be confident that every time you use your CoolBreeze air conditioner, it is using clean, fresh water to cool your home safely.



**COOL BREEZE**  
air conditioning



## CHOOSING THE EXACT AIR CONDITIONER YOU NEED ... FEELS GOOD!

With over 200 system combinations available, there is a CoolBreeze system to suit you and your home.

Choose the style that suits your home from the traditional Heritage styling or the low profile discrete Cascade unit.

The QM keypad is a simple to use controller while the optional QA keypad features auto temperature control and timer functions.

With five colours available, there's a CoolBreeze to suit the decor of your home.

You also have the option to choose the energy saving and precise control of the Maxima inverter motor.



**CLASSIC  
HERITAGE  
STYLE**

**LOW  
PROFILE  
CASCADE  
STYLE**

## QM CONTROLLER

LED Display  
Cool Mode  
Fan Mode  
Exhaust Mode  
Pre-start Wash  
Post-use Wash and Drain  
Auto Clean Cycle  
10 Fan Speed Settings



## QA CONTROLLER

LED Display  
Cool Mode  
Fan Mode  
Exhaust Mode  
Pre-start Wash  
Post-use Wash and Drain  
Auto Clean Cycle  
100 Fan Speed Settings  
Auto Temperature Mode  
Timer Function



BEIGE

RIVERGUM

SLATE GREY

EBONY

MID RED

BEIGE



**D095**



**D125**



**D160**



**D195**



**D230**



**D255**



**C125**



**C160**



**C205**



**C240**



## OPTIONAL EXTRAS

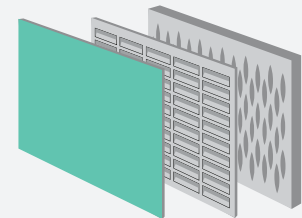
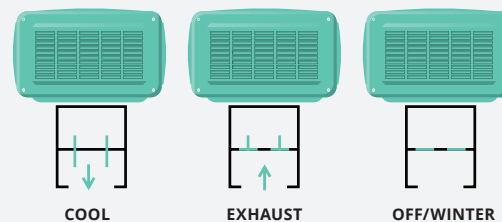


### Ceiling Relief Vent

If you prefer not to operate your system with windows or doors open, the QuietFlo Ceiling Relief Vent allows the escaping air to vent into the roof space rather than through the windows. This mode has an added benefit of providing additional insulation as it cools the air inside the roof cavity.

### 4-Season Automatic Weather Seal

This simple device exclusive to CoolBreeze can be fitted invisibly into your system. It automatically closes when the system is turned off to prevent any drafts or heat loss during winter and also works with the exhaust mode.



### Bushfire Ember Guards & Safety Mode

If you live in a bushfire danger zone, ask your CoolBreeze dealer about our bushfire safety options that comply with Australian Standard AS3959. The QA controller features a 'pump only' mode to keep water circulating over the filter panels without the fan running. Ember Guards fitted to the exterior louvre panels provide protection against the ingress of burning embers.



NEW

## MAXIMA INVERTER

CoolBreeze systems have always been known for their superior airflow combined with high efficiency motor technology to provide excellent cooling capacity and low running costs.

Now CoolBreeze MAXIMA Inverter technology provides even further savings and functional performance.

### FOUR MAJOR ADVANTAGES

#### 1 Lower Running Costs

Conventional air conditioning motors convert energy to heat when operating at lower speeds. Our inverter technology reduces power consumption dramatically when used at lower speed, saving your energy costs. Lower operating temperatures enable's longer life for the motor.

A number of studies and government web sites including [www.sustainability.gov.vic.au](http://www.sustainability.gov.vic.au) indicate that an evaporative air conditioner uses around 80% less energy than a reverse cycle air conditioner



#### 2 Greater Comfort

Your comfort levels will be enhanced by having more precise control of the Maxima Inverter fan motor. Comfort control at your fingertips!

#### 3 Superior Airflow Management

The unique 'golf-ball' dimples of the fan blade, combined with the inverter motor gives more airflow for a given energy input – that means more air for less energy!

#### 4 Reduced Noise Levels

Precise control over the airflow allows for just a 'whisper of air' if that's all you need. Your family will enjoy quieter nights and you won't disturb your neighbours either.

## UNBEATABLE RELIABILITY



Nothing tells you more about a manufacturer's confidence in their own product than the warranty they offer. CoolBreeze, manufacturer of high quality evaporative air conditioning systems, offers a full 5 year warranty on all air conditioner parts and 5 year warranty on labour. Plus if you register for our extended warranty program and have your air conditioner serviced by CoolBreeze within its fifth year, the warranty is automatically extended to seven years. Have the air conditioner serviced again during the 7th year and the warranty is extended to an industry leading TEN YEARS. That's it, no loop-holes, no hidden agenda – just register and get the two major services and you're covered for ten years. The Luran S polymer cabinet is covered by a 10 year structural warranty plus a 25 year guarantee against corrosion.

### UNBEATABLE WARRANTY

**10<sup>year</sup>** **LABOUR**  
WARRANTY\*

**10<sup>year</sup>** **PARTS**  
WARRANTY\*

**10<sup>year</sup>** **CABINET**  
WARRANTY\*

**25<sup>year</sup>** **CORROSION**  
WARRANTY\*

Ask your authorized CoolBreeze dealer for warranty details or visit [www.coolbreeze.com.au](http://www.coolbreeze.com.au).



# HOW TO COMPARE EVAPORATIVE AIR CONDITIONERS

Those in the air conditioning industry use a lot of jargon to promote the performance of their machines. Some use kilowatts, others cubic metres per hour (CMH) or the number of air changes per hour.

Evaporative air conditioners are not that complicated. Evaporative air conditioners simply have a fan to blow air over the filter media. When we measure two elements, the airflow and how much filter media there is, we can do a direct comparison between the cooling performance of one brand and another.

HERITAGE	kW <sup>(1)</sup>	COOLING CAPACITY (m²)	AIRFLOW (Litres/Sec)	FILTER MEDIA VOLUME (Litres)	MOTOR CAPACITY (Watts)	HEIGHT (mm)	WIDTH (mm)
D095	8.0	95	1950	93	600	490	1130
D125	10.2	125	2120	116	600	580	1130
D160	12.7	160	2350	155	750	580	1130
D195	15.2	195	2810	180	1000	655	1130
D230	16.7	230	2910	218	1000	770	1130
D255	17.7	255	3000	259	1000	890	1130

CASCADE	kW <sup>(1)</sup>	COOLING CAPACITY (m²)	AIRFLOW (Litres/Sec)	FILTER MEDIA VOLUME (Litres)	MOTOR CAPACITY (Watts)	HEIGHT (mm)	WIDTH (mm)
C125	10.2	125	2070	120	600	760	1130
C160	12.7	160	2330	160	750	760	1130
C205	15.4	205	2860	198	1000	880	1130
C240	16.8	240	2990	235	1000	990	1130

(1) Airflow tested in accordance with ISO5801: Fan Performance Testing Utilising Standardised Airways. KW capacities calculated according to AS2913-2000 under standardized conditions; inlet dry bulb temp 38°, inlet wet bulb temp 21° and comfort dry bulb temp 27.4°. Calculations based on air flow test as per CSIRO report 00/228 and Saturation Efficiency test as per CSIRO report 90/16m.

(2) Cooling Capacity as per ComCool sizing system location 2 Cooling capacity based on COMCOOL sizing system.

AirGroup Australia pursues a policy of continuous development and therefore reserves the right to make product changes without notice.

Evaporative air conditioning cooling performance reduces during high humidity. Installation and commissioning to manufacturer's specifications, industry standards and State regulations is the responsibility of the installer.

Pictures for illustration purposes only.

This brochure is intended to provide general information only. Always refer to your quotation for specific details of products.







## COMCOOL PERFORMANCE GUARANTEE

Your authorized Coolbreeze Dealer has been trained in the use of the CoolBreeze approved COMCOOL engineered selection procedure so that you can have total confidence that the correct unit has been recommended to provide optimal cooling for your home.

Coolbreeze guarantees the performance of your air conditioning unit – if a correctly sized unit does not cool the home sufficiently, Coolbreeze will upgrade the roof unit to a more powerful unit at no charge. Now that's peace of mind.



[www.coolbreeze.com.au](http://www.coolbreeze.com.au)

**COOL BREEZE**  
air conditioning

Head Office and Manufacturing  
28 Division Street  
Welshpool  
Western Australia, 6106  
Ph: 08 9350 2200

Manufactured by AirGroup Australia Pty Ltd  
ABN: 68 547 176 720

**PLUM**   
Heating & Cooling

Unit 4, 22-30 Wallace Avenue  
Point Cook, Victoria 3030

**Telephone:** 03 8360 9622

**Email:** [contact@plumheatcool.com.au](mailto:contact@plumheatcool.com.au)

[www.plumheatcool.com.au](http://www.plumheatcool.com.au)